

# Wisconsin EMSC 03 - Use of Pediatric-Specific Equipment Performance Measure Trending:

## Trending Over Time:

There are many ways to measure improvement over time. On this page, you can see how your state performed for EMSC 03:

**1) Trend Over Time** - This looks at all respondents from all four survey years to see how your state's performance measure numbers are changing. The number of respondents may not be the same because response rates often change and the same agencies do not always participate.

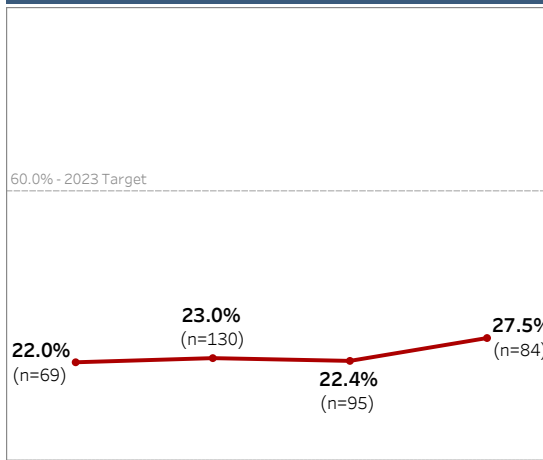
**2) Trend Over Time (One to One Analysis)** - This looks at only those agencies who participated in all four years of the survey. This type of analysis illustrates collective upward or downward movement with EMSC 03 over time for those agencies who completed the survey in all four years.

**NOTE:** EHB = Electronic Handbook. These are the official numbers that are reported to the EMSC Program.

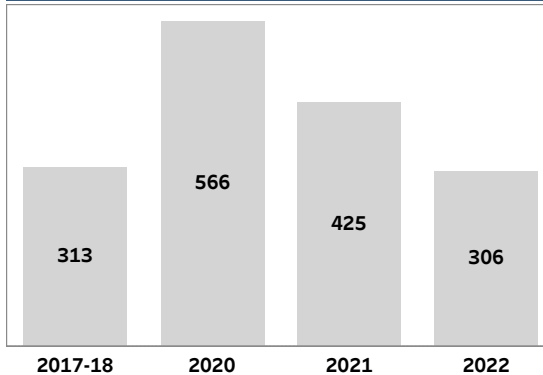
The horizontal dashed gray line in the graphs indicates the EMSC National Target for 2023 which is 60%.

**BELOW:** Percent and Number of Wisconsin Agencies that Reported Meeting EMSC 03 by Survey Year.

**EMSC 03 - Trend Over Time (Met PM - EHB Num):**

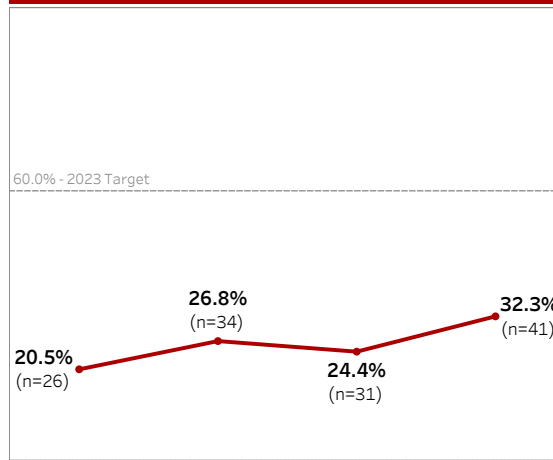


**EMSC 03 - # of Agencies that Responded Each Year:**



**BELOW:** Percent and Number of Wisconsin Agencies Participating in ALL FOUR Survey Years that Reported Meeting EMSC 03.

**EMSC 03 - Trend Over Time (Met PM - 1:1 Analysis):**



**EMSC 03 - # of Agencies that Responded EVERY Year:**

