




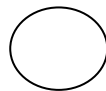


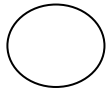


Name _____ Date _____

Air Quality Index	
	_____ means it is safe to go outside.
	_____ means it is safe to go outside but people with asthma may experience symptoms.
	_____ means there is quite a bit of air pollution. Take precautions.
	_____ means there is a lot of air pollution, stay inside.
	_____ means the air is mostly polluted and it is very unsafe to breathe this air. Stay inside.

**Compare cities in different parts of the world.
Record the city, air quality color and number.**

_____ City 

_____ City 

What do these colors/numbers tell you about the air quality in these cities?

How might breathing that air affect health and daily activities?

**What do you think is impacting air quality in each city?
Use google maps to explore these areas. View streets. Notice vehicles, green spaces, and buildings. Add layers to see other factors such as traffic routes.**